

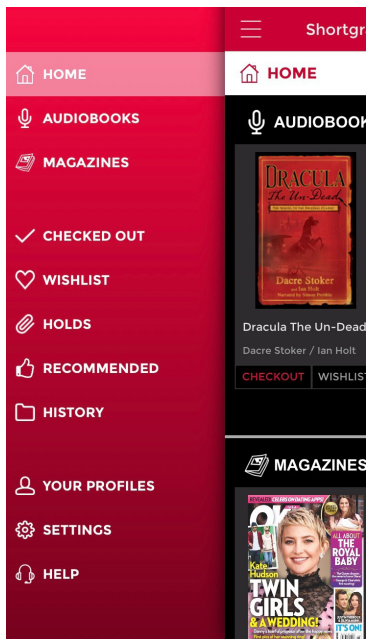
## READING & LISTENING ON YOUR MOBILE DEVICE

Want to read on the go? Get the RBdigital app, available through the App Store for iPhone/iPad and the Google Play store for Android devices.

**NOTE:** You'll need to create an RBdigital account through the library's website before you can use the app. Account creation is not available via the app.

To log in, set your country to **CANADA** and enter the email address you used to create your RBdigital account. Enter your RBdigital password when prompted, and you're logged in.

## BORROWING, LISTENING, AND READING



To browse or search the library's magazine collection, choose **MAGAZINES** or **AUDIOBOOKS** in the left hand menu.

To view items you have already borrowed, choose **CHECKED OUT**.

To change your settings (including setting the app to only download new titles when you're connected to wifi), choose **SETTINGS**.

If you need help with using the app, choose **HELP**.

**STILL NEED HELP? DON'T HESITATE TO CONTACT YOUR LIBRARY!**

**ALL YOUR FAVOURITE MAGAZINES  
AND AUDIOBOOKS. FREE. DIGITAL.  
@ YOUR LIBRARY.**



## QUICK START GUIDE



## YOUR NEW FAVOURITE WAY TO READ & LISTEN

Welcome to RBdigital, the best way to read magazines and listen to audiobooks online and on your mobile device.

Access our collection of 350+ audiobooks and 75 popular magazine titles like Canadian Living, the New Yorker, and USWeekly. With no holds, no checkout limits, and no restrictions on how many titles you can take out at a time, this is definitely your new favourite way to read and listen to your favourite titles.

## GET STARTED: CREATE AN ACCOUNT

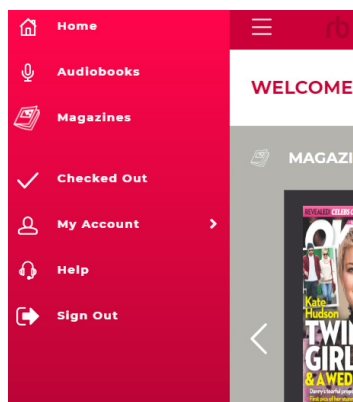
Before you can start borrowing content, you'll need to make an RBdigital account. **New accounts must be created via a web browser; you cannot do it in the available mobile apps.**

Follow these steps to get started.

1. On your library's website, open the **"Books & More" tab** and click on **"eMagazines & Newspapers"** to be taken to a list of resources. Under the Rbdigital heading, click on **"Access this resource"** to visit the resource landing page.
2. Enter your library barcode and PIN (if you don't know your PIN, contact your local library for help)
3. In the top right corner, click **"Create New Account"** and fill out the form that pops up. You're good to go!

## USING RBDIGITAL ON YOUR COMPUTER

1. On the RBdigital site, open the three-lined navigation menu in the top left corner. Choose **MAGAZINES** or **AUDIOBOOKS** to view titles in each category.



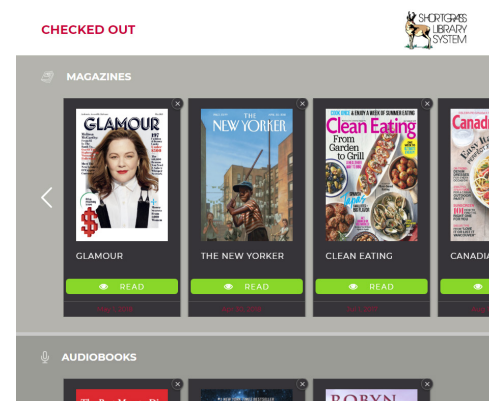
2. When you see something you like, click on its cover to view its description, listen to a sample (if it's an audiobook), and see any available back issues (if it's a magazine).
3. Click on the **CHECKOUT** button to borrow the item. If it is an audiobook, a **DOWNLOAD** button will then appear.
4. Once an item has been checked out, you can either keep browsing or start reading. If you choose to start reading, your magazine will open in a new tab in your browser.

In order to manage and listen to RBdigital audiobook files on your computer, you must download & install the **RBdigital Media Manager** software (available directly from the RBdigital site). Using this software, you will be able to listen your audio files directly or transfer them to your mobile device when it is connected to your computer.

Note: if you prefer to listen on your mobile device exclusively, you will not need to use this software, as files can be downloaded directly to your device.

## MANAGING YOUR MAGAZINES & AUDIOBOOKS

When you are logged in, click on the **CHECKED OUT** link in the main navigation menu to view everything you have currently borrowed.



Here, you can view, read, and return your checked out titles.