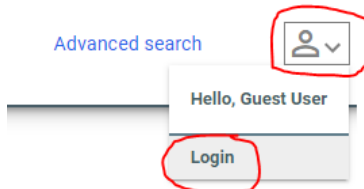
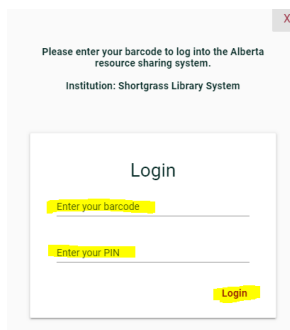


Viewing and cancelling interlibrary loan requests

1. Access the D2D Alberta Discovery page via the following URL:
<https://alberta.relaisd2d.com/?LS=AMS>
2. Click the icon in the top-right corner of the screen and then click “Login” from the dropdown menu.

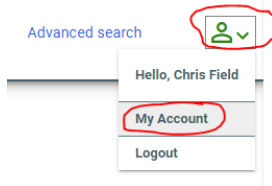


3. Enter your library barcode # and PIN and then click “Login”.



A screenshot of a login form titled "Please enter your barcode to log into the Alberta resource sharing system." The institution is identified as "Shortgrass Library System". The form has two input fields: "Enter your barcode" and "Enter your PIN", both highlighted in yellow. A "Login" button is also highlighted in yellow at the bottom right of the form.

4. Click the icon in the top-right corner of the screen and then click “My Account” from the dropdown menu.



5. You will be brought to a list of open requests – these are items you have requested but have not yet been supplied by the lending library. To cancel a request, click the title of the item you wish to cancel and click the “cancel” button in the bottom-right corner.



A screenshot of the "Open requests (2)" page. The page has a table with columns: Request Number, Title, Author, Submitted On, Status Date, and Status. The first row is highlighted in yellow and has a "Cancel" button circled in red in the bottom-right corner. The second row is partially visible.

Request Number	Title	Author	Submitted On	Status Date	Status
SLS-10000240	LABRADOR RETRIEVERS	SCHLEGL-KOFLER KATHARINA	Feb 06, 2020 10:47 AM	Feb 06, 2020 10:50 AM	Submitted
SLS-10000239	HOW DEEP IS THE LAKE? - A CENTURY AT CHILLIWACK LAKE	O'CALLAGHAN SHELLEY	Feb 06, 2020 10:43 AM	Feb 06, 2020 10:45 AM	Submitted